



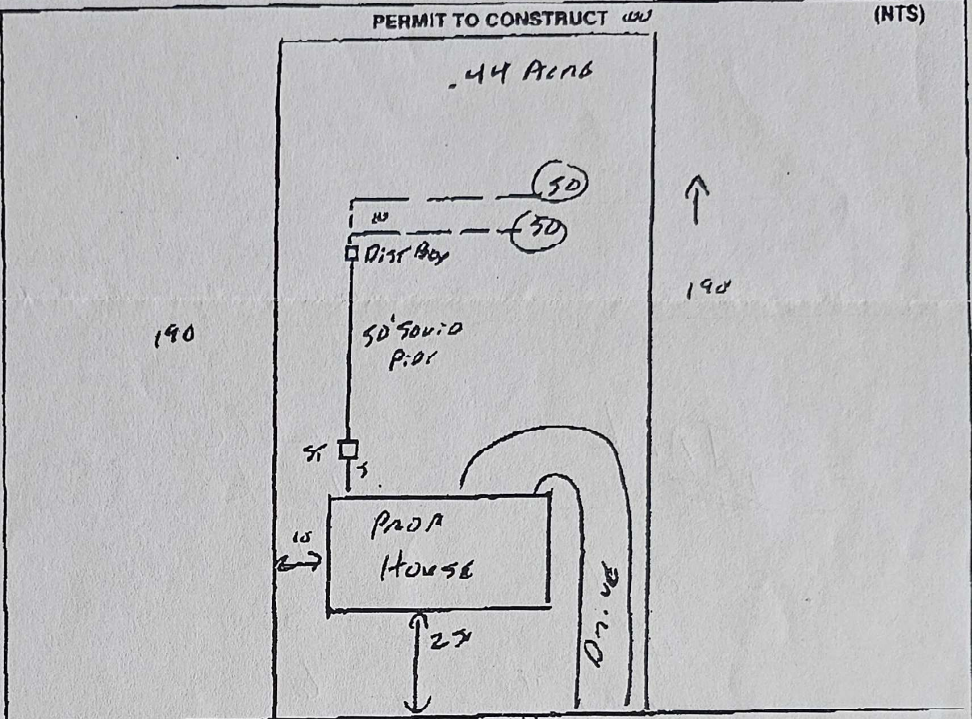
PERMIT TO CONSTRUCT - CERTIFICATE OF FINAL APPROVAL Onsite Sewage Treatment and Disposal System

Permit No.: PB-32-00-0516 Type Facility: RESIDENTIAL (3 BEDROOMS) TMS#: 5200-4-15
 Name: MANUS CONST. Address: _____ Sys. Category: 360 CONV.
 Subdivision: WHITEPLAIN I Street: 324 WHITEPLAINS PL Section/Lot: 22 Type Water Supply: PUBLIC

SYSTEM SPECIFICATIONS
 Max. Est. Daily Flow: 360 GPD
 Loading Rate: 1.2
 Tank Size(s): 1000 GALLON
 Pipes: Length: 100 FEET
 Width: 36 INCHES
 Max. Bottom Depth: 24 INCHES
 Aggregate Depth: 14 INCHES
 Min. Pump Capacity: _____ gpm
 at _____ ft. of Head

SPECIAL INSTRUCTIONS/CONDITIONS
MAINTAIN THIS TRENCH
DEPTH AFTER THE
3 FT. OF SOIL HAS
BEEN REMOVED FOR
THE BASEMENT

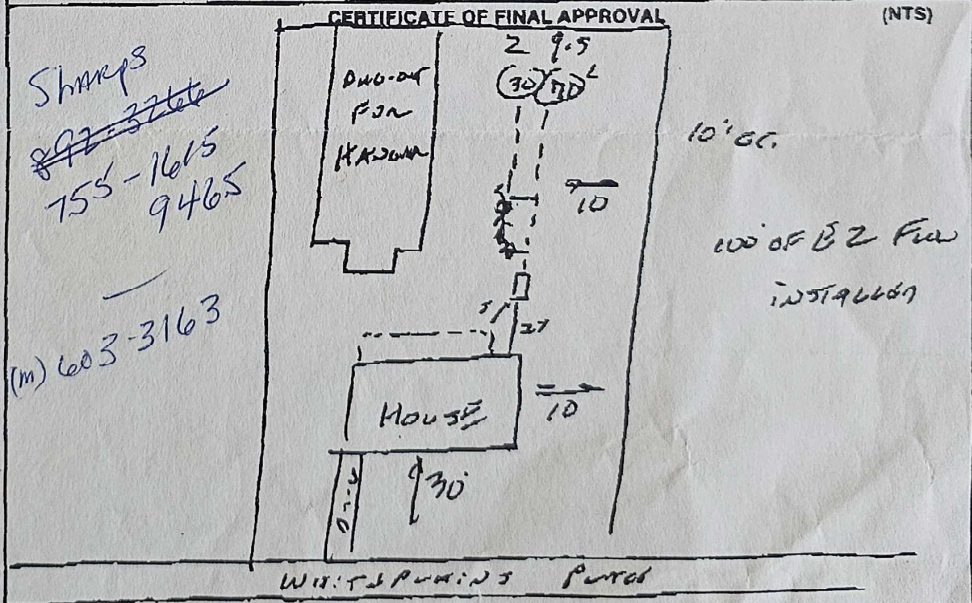
[Handwritten signature]



ACTUAL INSTALLATION
 Installer: LARRY SHARPS
 Tank(s) Mfg.: SHARPS
 Aggregate Type: B-2 FLOW
 Well Installed: Yes No
 Nearest Actual Distance to: PUBLIC WATER
 Building: 5'
 Property Line: 10'
 Stream/Impoundment: NA
 Line No. Elevation Readings
 Stubout: 3' 9" 2'
 3/T Inlet: 4' 1"
 3/T Outlet:
 1 4' 8" 4' 9" 4' 9"
 2 4' 8" 4' 9"

White Plains Place
 ANY CHANGES TO SYSTEM MUST BE AUTHORIZED BY THE HEALTH DEPARTMENT PRIOR TO INSTALLATION.

Handwritten notes:
 Sharps
 897-3226
 755-1665
 9465
 (m) 603-3163





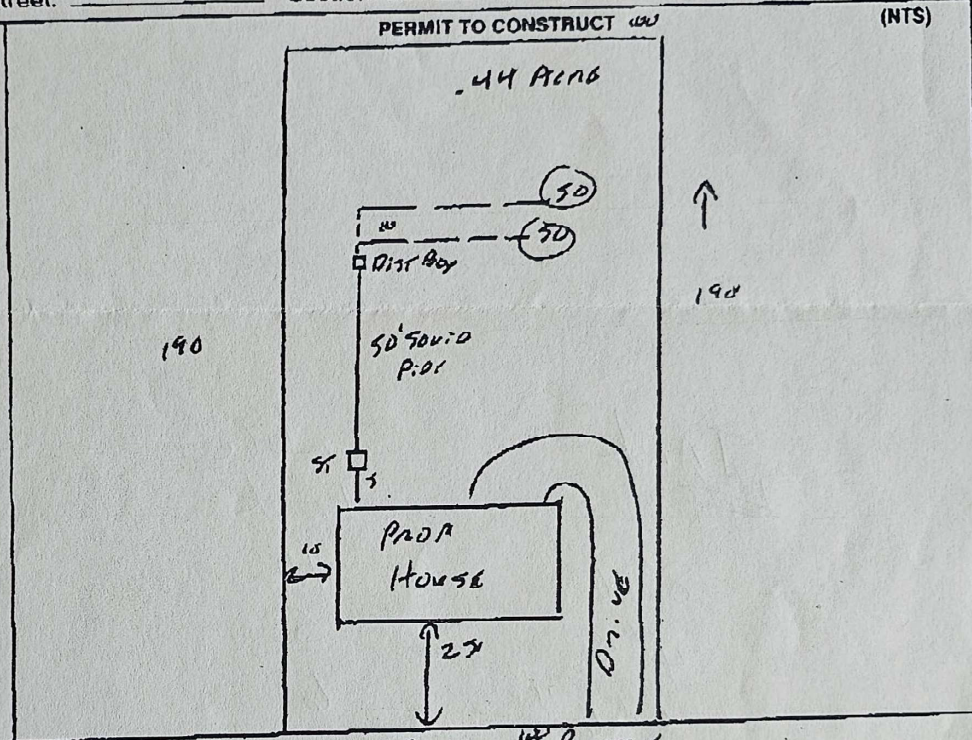
PERMIT TO CONSTRUCT - CERTIFICATE OF FINAL APPROVAL Onsite Sewage Treatment and Disposal System

Permit No.: PB-32-00-0516 Type Facility: RESIDENTIAL (3 BEDROOMS) TMS#: 5200-4-15
 Name: MANUS CONST. Address: _____ Sys. Category: 360 CONV.
 Subdivision: WHITEPLAIN I Street: 324 WHITEPLAINS PI Section/Lot: 22 Type Water Supply: PUBLIC

SYSTEM SPECIFICATIONS
 Max. Est. Daily Flow: 360 GPD
 Loading Rate: 1.2
 Tank Size(s): 1000 GALLON
 Manholes: Length: 100 FEET
 Width: 36 INCHES
 Max. Bottom Depth: 24 INCHES
 Aggregate Depth: 14 INCHES
 Min. Pump Capacity: _____ gpm
 at _____ ft. of Head

SPECIAL INSTRUCTIONS/CONDITIONS
MAINTAIN THIS TRENCH DEPTH AFTER THE 3 FT. OF SOIL HAS BEEN REMOVED FOR THE BASEMENT

[Signature]



ACTUAL INSTALLATION
 Installer: LARRY SHARPS
 Tank(s) Mfg.: SITANS
 Aggregate Type: B-Z PUM
 Well Installed: Yes No
 Nearest Actual Distance to: PUBLIC WATER
 Building: 5
 Property Line: 10'
 Stream/Impoundment: NA

Line No.	Elevation Readings
Stubout:	<u>3' 7 1/2"</u>
S/T Inlet:	<u>4' 1"</u>
S/T Outlet:	<u>4' 3"</u>
1	<u>4' 2" 4' 9" 4' 9"</u>
2	<u>4' 3" 4' 9"</u>

